
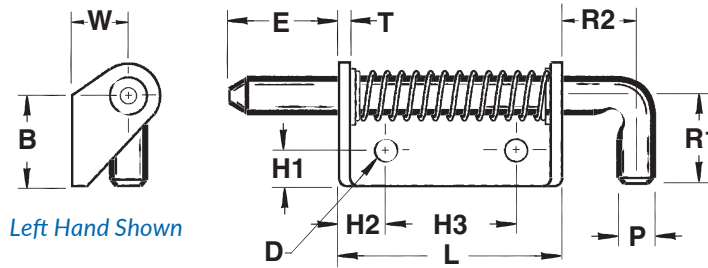



Heavy Duty Spring Latch Series 719-720



WITH HOLDBACK:



Left Hand Shown



WITHOUT HOLDBACK:

The Paneloc heavy-duty 719-720 Series spring latches are available in 3/8" and 1/2" pin diameters, respectively. These large, rugged latches are available in steel or stainless steel and have a closed knuckle for added durability and strength. They are ideally suited for truck bodies, utility vehicles, horse trailers and more. The offset body design provides more flexibility with placement on tight applications.

PART NUMBERS

		719	720
PIN			
P	Pin Diameter	.375	.500
* E	Extension	1.250	1.500
R1	Handle Extension	1.187	1.218
R2	Handle Extension	.687	1.000

BODY

L	Length	2.000	3.000
H	Height	.656	.750
W	Width	1.12	1.250
T	Thickness	.125	.187
H1	Hole Location	.375	.500
H2	Hole Location	.437	.625
H3	Hole Location	1.125	1.750
* D	Hole Diameter	.265	.328

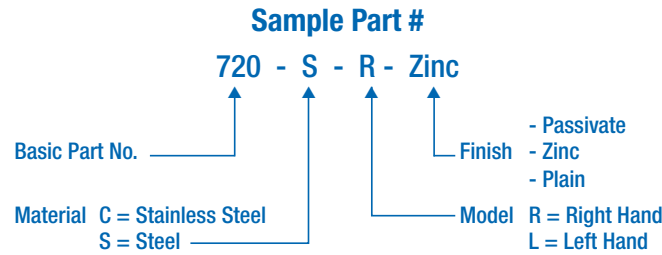
MATERIAL

Designation	C = Stainless S = Steel	MODELS R = Right Handed L = Left Handed U = Unassembled
-------------	----------------------------	--

FINISH

Most commercial finishes are available, including zinc plate on steel, passivate and electropolishing on stainless steel.

ORDERING INFORMATION



Special forms, offsets, hole sizes or welding projections are available to your specifications. Extension retracts 1.35", so that it cannot fully retract into body.

* Designates dimensions that can be altered to meet your specifications.