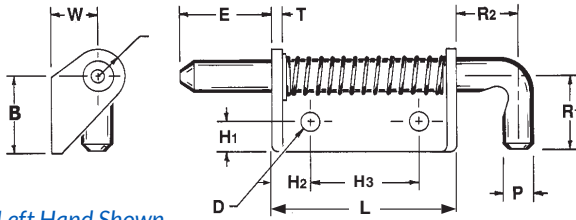
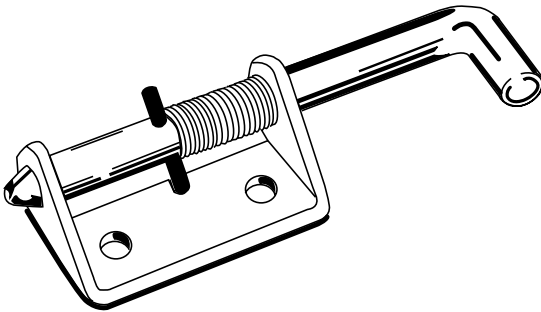


## Heavy Duty Spring Latch Series 720

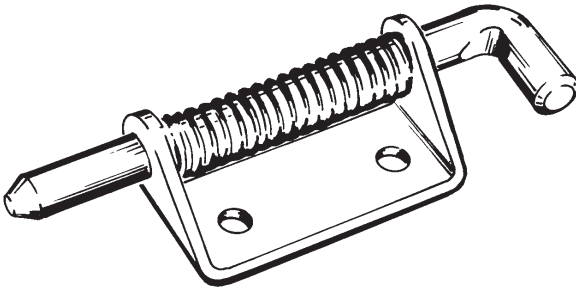


Left Hand Shown

WITH HOLDBACK:



WITHOUT HOLDBACK:



The Paneloc heavy-duty 720 Series spring latch is available in a 1/2" pin diameter. This large, rugged latch is available in steel or stainless steel and has a closed knuckle for added durability and strength. It is ideally suited for truck bodies, utility vehicles, horse trailers and more. The offset body design provides more flexibility with placement on tight applications.

### PIN

P	Pin Diameter	.500
* E	Extension	1.50
R1	Handle Extension	1.218
R2	Handle Extension	1.000

### BODY

L	Length	3.000
W	Width	.750
B	Height	1.250
T	Thickness	.187
H1	Hole Location	.500
H2	Hole Location	.625
H3	Hole Location	1.750
* D	Hole Diameter	.328

### MATERIAL

Designation	
C	Stainless
S	Steel

### MODEL

R	Right Hand
L	Left Hand
U	Unassembled

### FINISH

Most commercial finishes are available including zinc plate on steel, passivate and electropolishing on stainless steel.

### ORDERING INFORMATION

Sample Part #	
720 - S - L - Zinc	
Basic Part No.	720
Material C = Stainless Steel S = Steel	S
	L
	Zinc
	- Passivate - Zinc - Other
	Model (Left Hand)

Special forms, offsets, hole sizes or welding projections are available to your specifications.

\*Designates dimensions can be altered to meet your specifications.