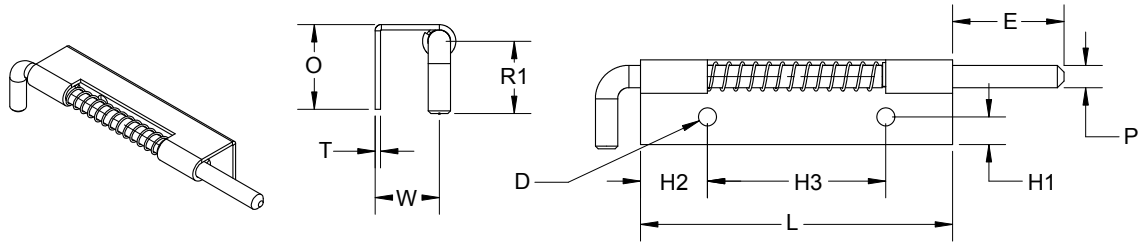


## Spring Latch Series 716



### PIN

P	Pin Diameter	.250
* E	Extension	1.250
* R1	Handle Length	.81

### BODY

L	Length	3.50
* W	Width A (Height)	.720
	Width B	-
O	Base Width	.950
T	Thickness	.060
* H1	Hole Location	.310
* H2	Hole Location	.750
H3	Hole Location	2.00
D	Hole Diameter	.203(2H)

### MATERIAL

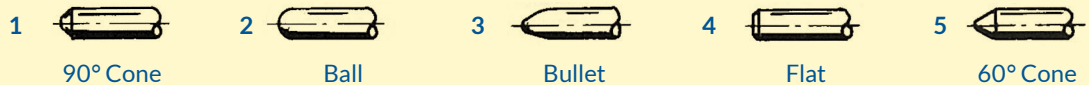
	Steel	Stainless	Aluminum
Designation	S	C	A
Pin Type	12L14	303	SS
Body	1010	304	5052
Spring	302	302	302
C-Ring	PH15-7MO	PH15-7MO	PH15-7MO

### MODEL

R	Right Handed
L	Left Handed
U	Unassembled

### POINT STYLE

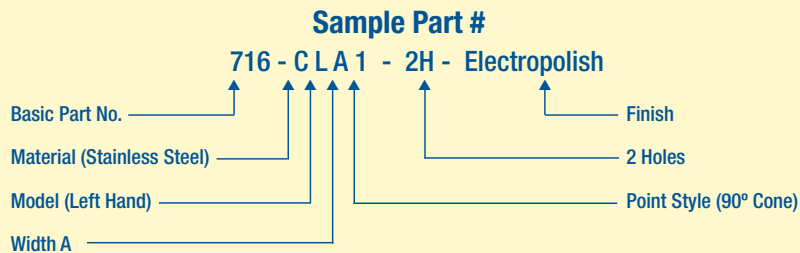
Other styles available including long extensions



### FINISH

Most commercial finishes are available, including zinc plate on steel, passivate and electropolishing on stainless steel, and anodize on aluminum.

### ORDERING INFORMATION



\*Designates dimensions that can be altered to meet your specifications.